

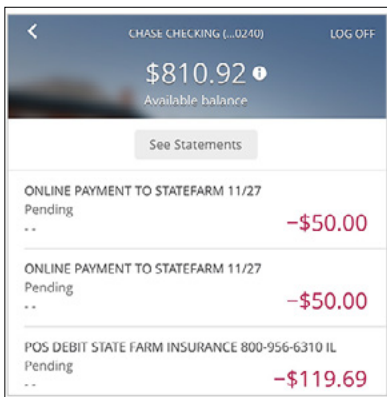
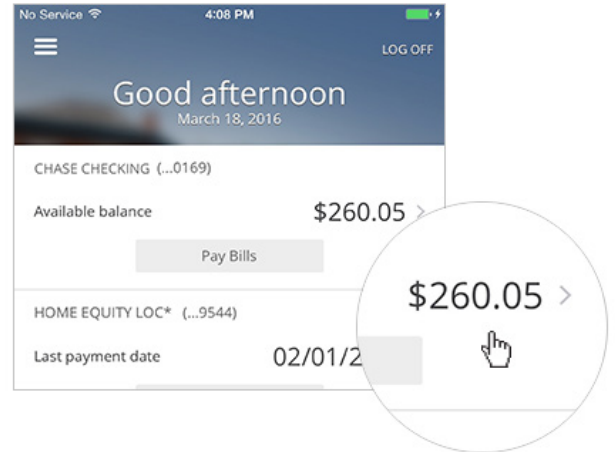


Viewing Account Activity

STEP 01/04

View Account Balances

Log in to the Chase Mobile® app. Your home screen will display all of your available account balance(s). Tap on the account you want to view.



STEP 02/04

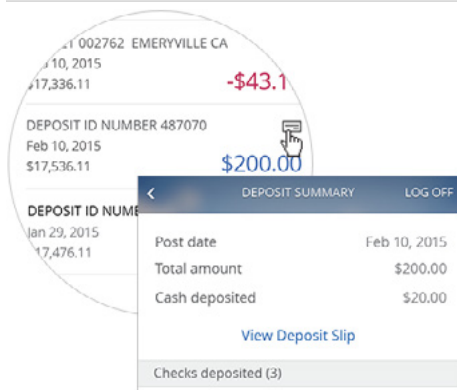
Monitor Account Activity

View all of your recent payment, transfer, and deposit information on the Account Activity screen.

STEP 03/04

View Check Images

On the Account Activity screen, find your check number. Tap on the image icon on the right to view check images. You can view both the front and back of the check.



STEP 04/04

View Deposits & Deposit Slips

Find your deposit on the Account Activity screen. Tap on the image icon on the right to view checks and deposit slips.